



**Financial Report
December 31, 2020
(Unaudited)**



Table of Contents

	<u>Page</u>
Budget Performance Report - EAA Operations	1
Budget Performance Report - Habitat Conservation Plan	2
Budget Performance Charts (Net Income)	3
Budget Performance Charts (Expenses)	4
Internal Transfers	5
Statement of Net Position (Current Year)	6
Statement of Net Position (Comparative)	7
Cash & Investments Report	8
Net Position Designations	9
Capital Project Status Report	10



Budget Performance Report

December 2020

EAA Operations

	Current Month			Year to Date			Amended Budget	YTD %
	Budget	Actual	Variance \$	Budget	Actual	Variance \$	(100 % Elapsed)	
Revenues								
Aquifer Management Fees	\$1,535,090	\$1,522,970	(\$12,120)	\$18,421,079	\$18,224,378	(\$196,701)	\$18,421,079	99%
Interest	12,667	6,983	(5,684)	152,000	150,439	(1,561)	152,000	99%
Miscellaneous	2,083	6,088	4,005	25,000	69,013	44,013	25,000	276%
Subtotal Revenues	\$1,549,840	\$1,536,041	(\$13,799)	\$18,598,079	\$18,443,830	(\$154,249)	\$18,598,079	99%
Expenses								
Wages/Benefits	\$1,097,001	\$1,145,726	\$48,725	\$10,322,380	\$9,662,359	(\$660,021)	\$10,322,380	94%
Professional / Technical Services	375,326	521,836	146,510	4,503,906	2,422,803	(2,081,103)	4,503,906 (1)	54%
Property Services	163,561	175,234	11,673	1,962,717	1,202,525	(760,192)	1,962,717 (2)(3)	61%
Supplies	45,401	42,753	(2,648)	544,827	342,974	(201,853)	544,827 (2)	63%
Other Services	63,735	33,128	(30,607)	764,819	341,337	(423,482)	764,819	45%
Other Expenses	17,394	80,495	63,101	208,727	207,275	(1,452)	208,727	99%
Capital	85,443	190,674	105,231	1,025,310	782,528	(242,782)	1,025,310 (2)(3)	76%
Subtotal Expenses	\$1,847,861	\$2,189,846	\$341,985	\$19,332,685	\$14,961,801	(\$4,370,885)	\$19,332,685	77%
Net Income/(Loss) Before Depreciation	<u>(\$298,021)</u>	<u>(\$653,805)</u>	<u>(\$355,784)</u>	<u>(\$734,606)</u>	<u>\$3,482,029</u>	<u>\$4,216,636</u>	<u>(\$734,606)</u>	

(1) Budget Amendment of \$435,211 approved on 3/10/2020.

(2) Budget Transfer/Amendment of net \$0 approved on 8/11/2020.

(3) Budget Transfer/Amendment of net \$0 approved on 11/10/2020.



Budget Performance Report

December 2020

Habitat Conservation Plan Program

	Current Month			Year to Date			Amended Budget	YTD %
	Budget	Actual	Variance \$	Budget	Actual	Variance \$		(100 % Elapsed)
Revenues								
Program Aquifer Management Fees	\$1,035,645	\$1,035,055	(\$590)	\$12,427,735	\$12,390,632	(\$37,103)	\$12,427,734	100%
Interest	35,917	15,109	(20,808)	431,000	309,002	(121,998)	431,000	72%
Other Funding Sources	61,333	61,333	-	736,000	736,000	-	736,000	100%
Subtotal Revenues	\$1,132,895	\$1,111,497	(\$21,398)	\$13,594,735	\$13,435,634	(\$159,101)	\$13,594,734	99%
Expenses								
Wages/Benefits	\$69,134	\$62,494	(\$6,640)	\$655,435	\$527,004	(\$128,431)	\$655,435	80%
Professional / Technical Services	769,271	2,010,973	1,241,702	13,740,514	12,944,626	(795,888)	13,740,514 (1)(2)(3)(4)	94%
Property Services	1,353	-	(1,353)	16,239	14,656	(1,583)	16,239	90%
Supplies	2,377	1,626	(751)	28,520	8,102	(20,418)	28,520	28%
Other Services	4,525	2,156	(2,369)	54,300	13,312	(40,988)	54,300	25%
Capital	2,547	-	(2,547)	30,565	9,065	(21,500)	30,565	30%
Subtotal Expenses	\$849,207	\$2,077,249	\$1,228,042	\$14,525,573	\$13,516,765	(\$1,008,808)	\$14,525,573	93%
Net Income/(Loss) Before Depreciation	\$283,688	(\$965,752)	(\$1,249,440)	(\$930,838)	(\$81,131)	\$849,707	(\$930,839)	

(1) Budget Amendment of \$24,986 approved on 5/12/2020.

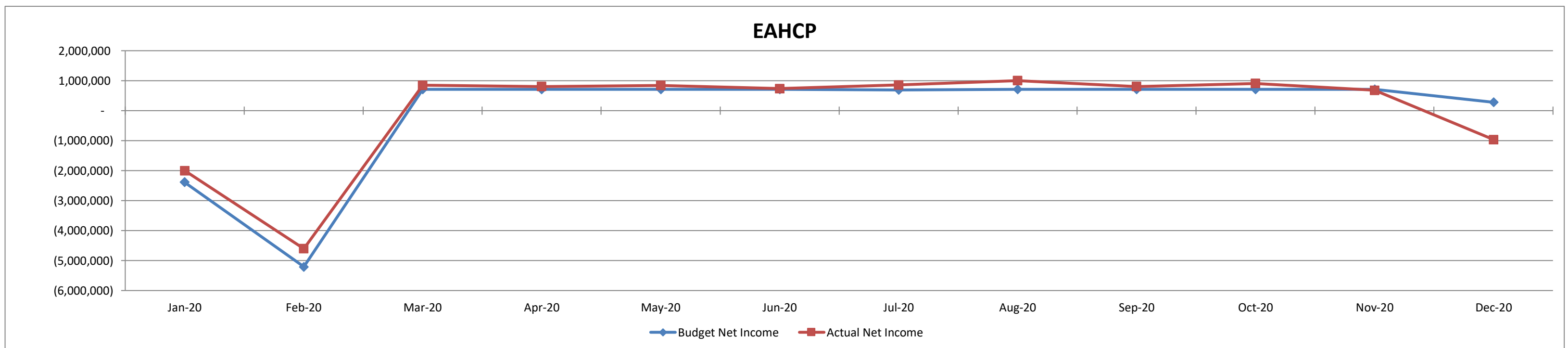
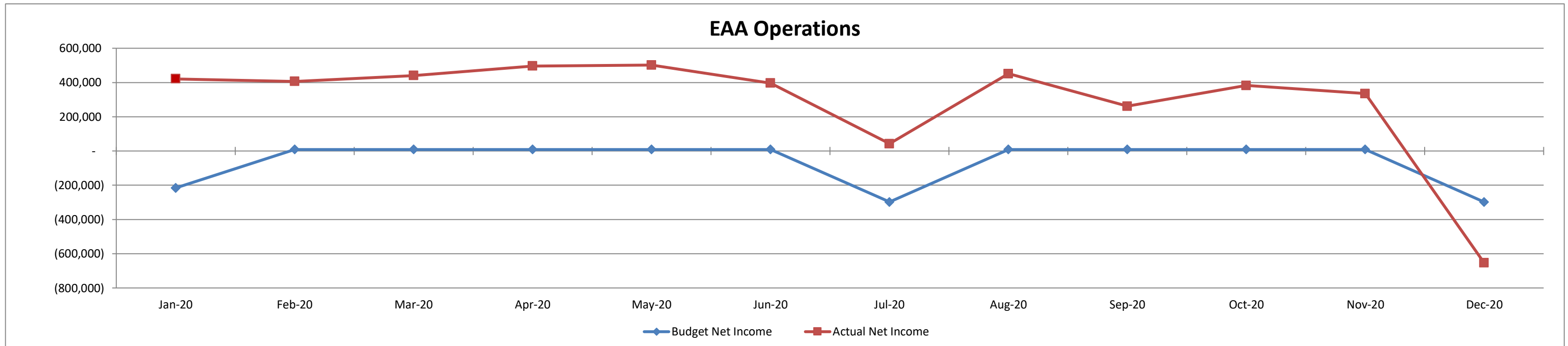
(2) Budget Amendment of \$361,967 approved on 6/9/2020.

(3) Budget Amendment of \$25,000 approved on 9/8/2020.

(4) Budget Amendment of \$30,000 and Budget Transfer of net \$0 approved on 11/10/2020.



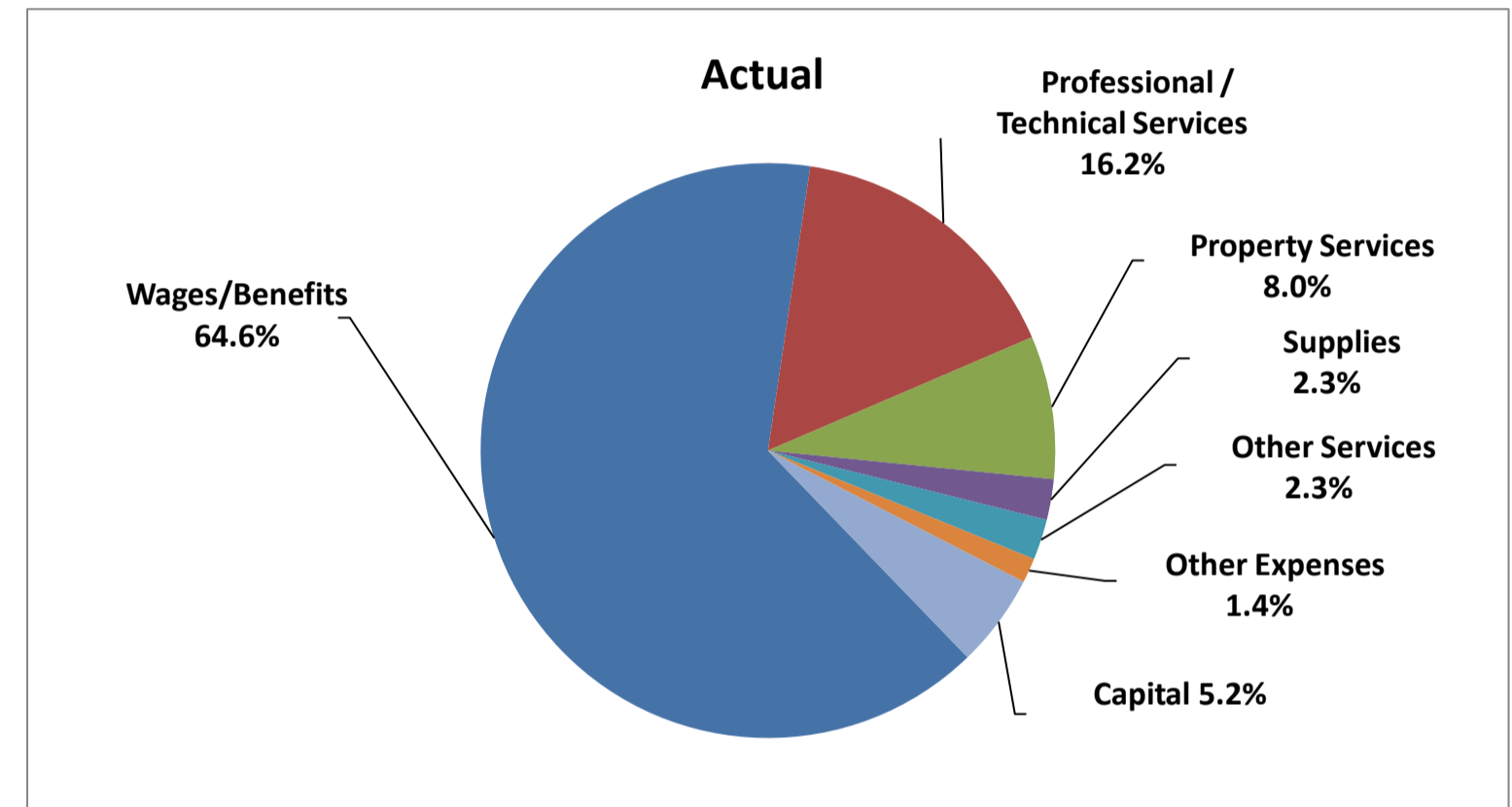
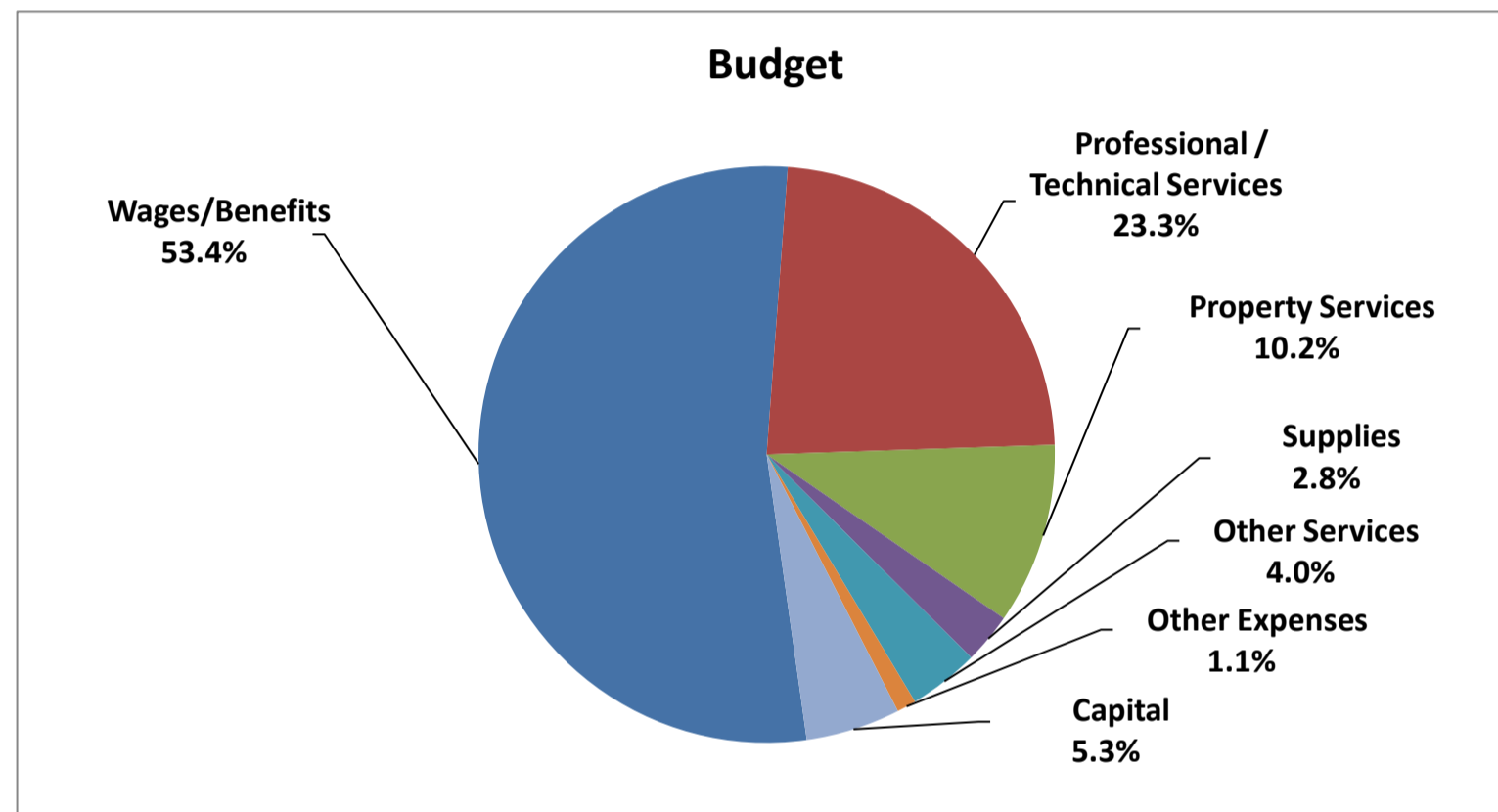
Revenue and Expense Performance FY2020



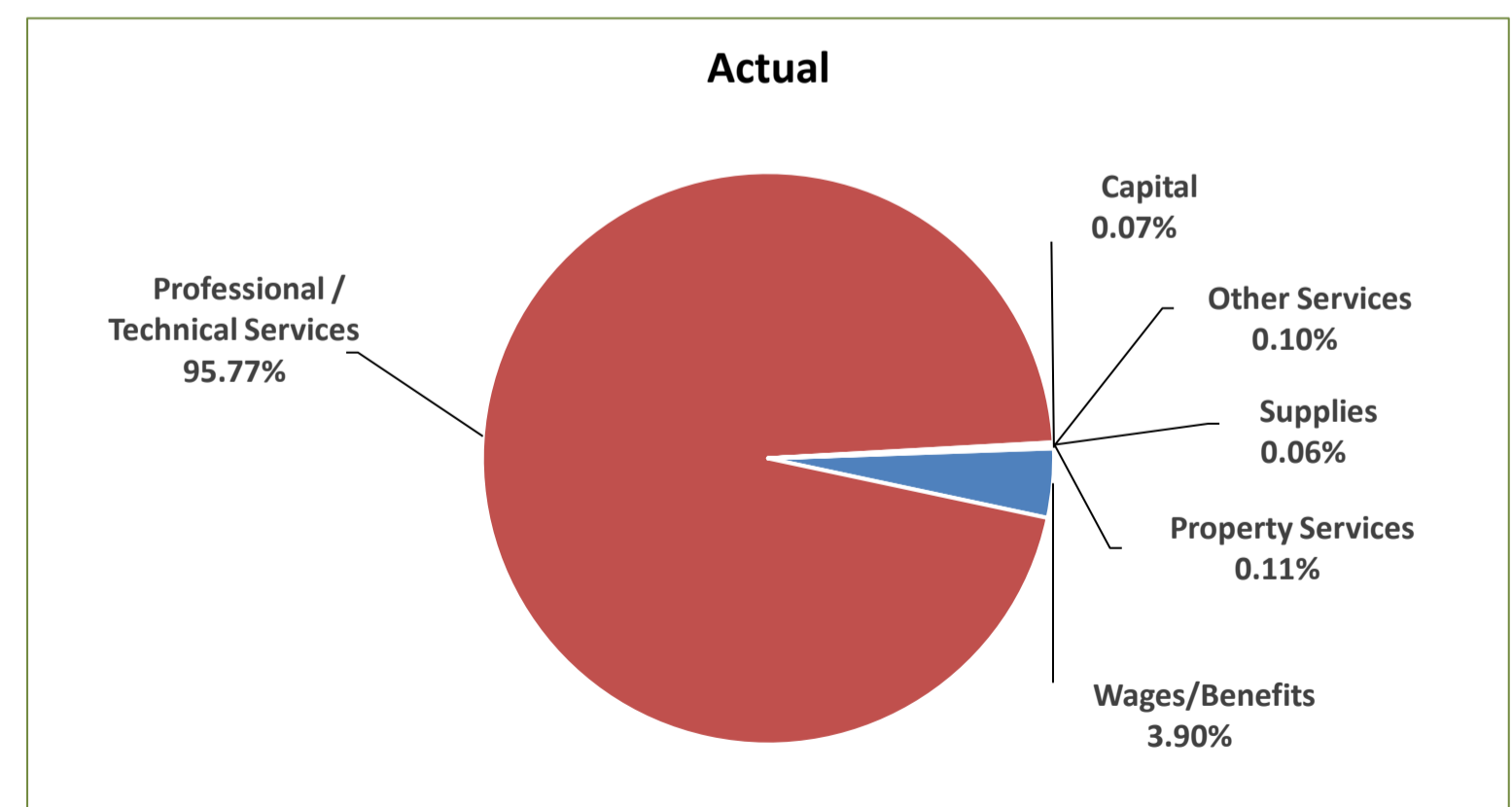
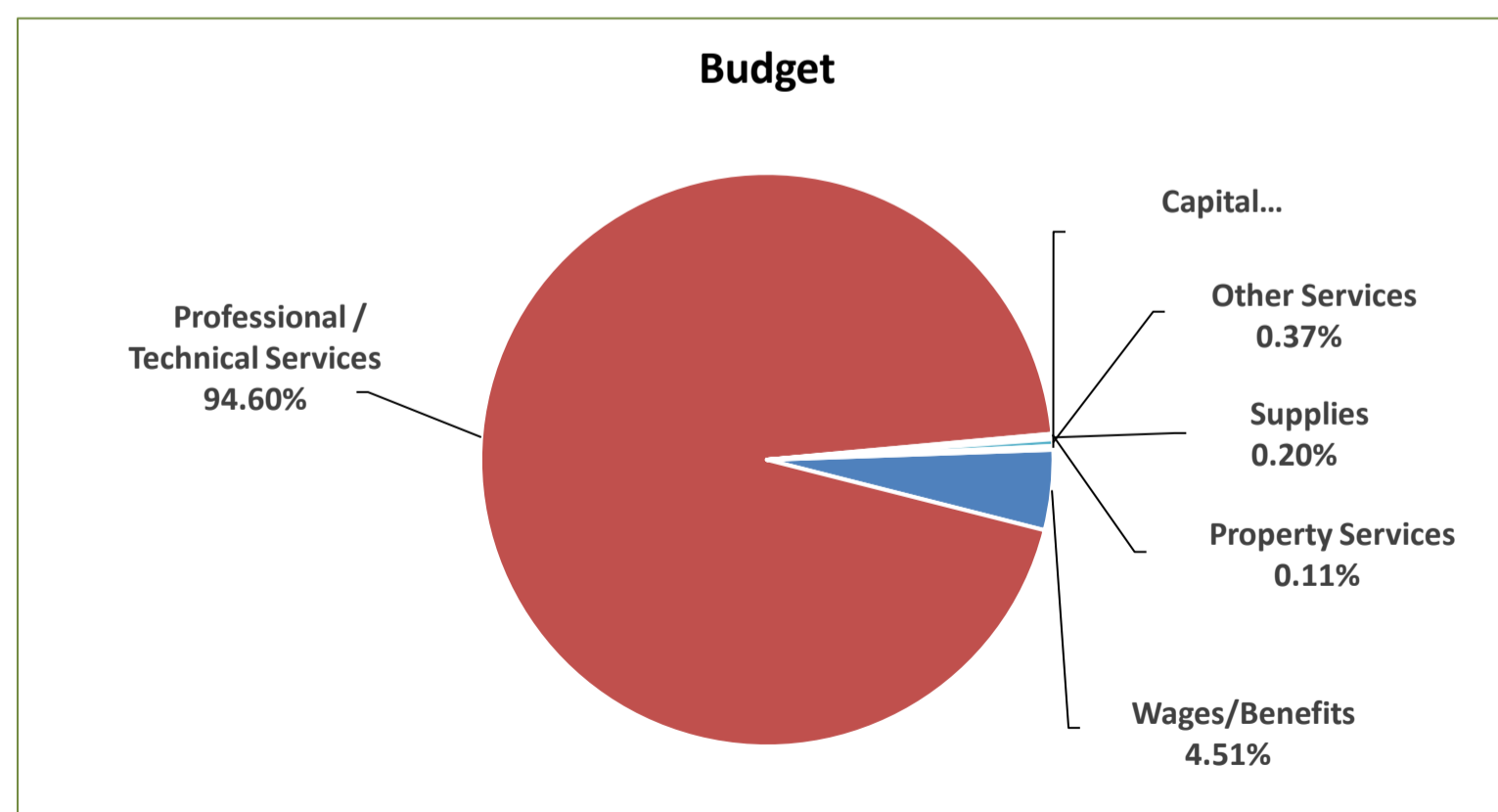
Budget Expense Performance Charts

YTD as of December 31, 2020

EAA Operations



HCP Program





Internal Transfers

December 2020

	Fund	Dept.	Department Name	Account	Account Name	Amount	Purpose
EAA Operations							
From	100	310	Field Research Park	54102-00	Equipment Maintenance	(5,650)	To cover cost of improvements and repairs to Field Research Park
From	100	310	Field Research Park	54201-00	Equipment Rental	(800)	To cover cost of improvements and repairs to Field Research Park
From	100	310	Field Research Park	54500-00	Non-Capital Assets	(4,100)	To cover cost of improvements and repairs to Field Research Park
From	100	310	Field Research Park	55500-00	Meeting Expenses	(6,597)	To cover cost of improvements and repairs to Field Research Park
To	100	310	Field Research Park	17300-01	Improvements Other than Buildings CY	17,147	To cover cost of improvements and repairs to Field Research Park
From	100	405	School Education	55100-00	Printing	(8,000)	To cover cost of volunteer appreciation and aligned activities
To	100	403	Public Education	56107-00	Events Materials & Supplies	8,000	To cover cost of volunteer appreciation and aligned activities
From	100	201	Accounting	54202-00	Facilities Rental	(500)	To cover cost of Subscriptions for GFOA
To	100	201	Accounting	56502-00	Subscriptions and Publications	500	To cover cost of Subscriptions for GFOA
From	100	202	Authority Operations	17400-01	Vehicles CY	(2,000)	To cover cost of vehicle and facilities maintenance
From	100	202	Authority Operations	54500-00	Non-Capital Assets	(800)	To cover cost of vehicle and facilities maintenance
From	100	202	Authority Operations	56400-00	Electrical Services	(6,000)	To cover cost of vehicle and facilities maintenance
From	100	202	Authority Operations	56200-00	Fuel	(7,500)	To cover cost of vehicle and facilities maintenance
To	100	202	Authority Operations	54101-00	Vehicles Maintenance	3,500	To cover cost of vehicle and facilities maintenance
To	100	202	Authority Operations	54103-00	Facilities Maintenance	12,800	To cover cost of vehicle and facilities maintenance
From	100	103	Legal Services	53100-00	Contractual Professional Services	(25,000)	To cover cost of legal historic research project
To	100	103	Legal Services	53104-00	Legal Services	25,000	To cover cost of legal historic research project
From	100	406	Meters	54105-00	Hosting, SAAS & Support	(3,100)	To cover cost of 31 Netgear modems for AMR sites
To	100	406	Meters	54500-00	Non-Capital Assets	3,100	To cover cost of 31 Netgear modems for AMR sites
From	100	202	Authority Operations	56400-00	Electrical Services	(15,000)	To cover cost of additional water, vehicle and facilities maintenance
To	100	202	Authority Operations	54103-00	Facilities Maintenance	12,000	To cover cost of additional water, vehicle and facilities maintenance
To	100	202	Authority Operations	54101-00	Vehicles Maintenance	2,000	To cover cost of additional water, vehicle and facilities maintenance
To	100	202	Authority Operations	54002-00	Water & Sewage	1,000	To cover cost of additional water, vehicle and facilities maintenance
From	100	202	Authority Operations	54101-00	Vehicles Maintenance	(6,000)	To cover cost of all facilities related expenses to Field Research Park
From	100	202	Authority Operations	56400-00	Electrical Services	(1,890)	To cover cost of all facilities related expenses to Field Research Park
From	100	202	Authority Operations	17500-01	Furniture & Office Equipment CY	(8,100)	To cover cost of all facilities related expenses to Field Research Park
To	100	310	Field Research Park	54103-00	Facilities Maintenance	7,890	To cover cost of all facilities related expenses to Field Research Park
To	100	310	Field Research Park	17500-01	Furniture & Office Equipment CY	8,100	To cover cost of all facilities related expenses to Field Research Park



Internal Transfers

December 2020

		<u>Fund</u>	<u>Dept.</u>	<u>Department Name</u>	<u>Account</u>	<u>Account Name</u>	<u>Amount</u>	<u>Purpose</u>
<u>Habitat Conservation Plan</u>								
From	245	005	HCP Program Administration	55400-00	Conferences, Seminars, and Training	(200)	To cover cost of additional office supplies	
To	245	005	HCP Program Administration	56105-00	Office Supplies	200	To cover cost of additional office supplies	



Statement of Net Position

December 2020

ASSETS

Current Assets

Cash	\$ 7,260,027
Investments	7,696,461
AMF Receivable (Net)	101,378

Restricted Assets (Habitat Conservation Plan):

Cash	23,085,210
Investments	11,697,945
Program AMF Receivable	73,421
Total Restricted Assets	<u>34,856,576</u>

Prepays	5
Notes Receivable	28,490
Property Taxes Receivable (Net)	112
Interest Receivable	43,746
Miscellaneous Receivable	8,361
Total Current Assets	<u>49,995,156</u>

Capital Assets

Land	2,210,901
Buildings & Improvements	10,996,199
Vehicles	780,510
Furniture & Equipment	8,464,945
Construction/Development in Progress	667,336
Accumulated Depreciation	<u>(8,310,500)</u>
Net Capital Assets	14,809,391

Long Term Assets

Notes Receivable	<u>22,557</u>
Total Long Term Assets	22,557

Deferred Outflows of Resources

Deferred Outflow related to pensions	2,212,654
--------------------------------------	-----------

Total Assets and Deferred Outflows of Resources

\$ 67,039,758

LIABILITIES

Current Liabilities

Accounts Payable & Other Liabilities	\$ 3,138,660
VISPO Liability	2,333,415
ASR Forbearance Liability	3,374,592
Payroll Liabilities	1,480
Deferred Revenue - AMF	-
Deferred Revenue - HCP	-
Compensated Absences	1,008,558
Notes Payable	85,000
Total Current Liabilities	<u>9,941,705</u>

Long-Term Liabilities

Notes Payable	2,750,000
Net Pension Liability	2,910,749
Due to Non-Ags - Rebates - Long Term	81,984
Total Long-Term Liabilities	<u>5,742,733</u>

Deferred Inflows of Resources

Deferred Inflows related to pensions	250,907
--------------------------------------	---------

NET POSITION

Net Invested in Capital Assets	11,974,391
Restricted for HCP Program	29,075,148
Unrestricted	<u>10,054,874</u>
Total Net Position	51,104,413

Total Liabilities, Deferred Inflows of Resources and Net Position

\$ 67,039,758



Statement of Net Position

Comparative

December 2020

ASSETS	2020	2019	LIABILITIES	2020	2019
Current Assets			Current Liabilities		
Cash	\$ 7,260,027	\$ 4,384,833	Accounts Payable & Other Liabilities	\$ 3,138,660	\$ 2,681,626
Investments	7,696,461	7,420,098	VISPO Liability	2,333,415	2,333,415
AMF Receivable (Net)	101,378	200,789	ASR Forbearance Liability	3,374,592	3,374,592
			Payroll Liabilities	1,480	398,314
Restricted Assets (Habitat Conservation Plan):			Deferred Revenue - AMF	-	940
Cash	23,085,210	22,396,129	Deferred Revenue - HCP	-	424
Investments	11,697,945	11,996,583	Compensated Absences	1,008,558	1,008,558
Program AMF Receivable	73,421	59,470	AMF Rebates	-	81,984
Total Restricted Assets (Habitat Conservation Plan)	34,856,576	34,452,182	Notes Payable	85,000	85,000
			Total Current Liabilities	9,941,705	9,964,853
Prepays	5	-			
Notes Receivable	28,490	27,104	Long-term Liabilities		
Property Taxes Receivable (Net)	112	472	Notes Payable	2,750,000	2,835,000
Interest Receivable	43,746	10,937	Net Pension Liability	2,910,749	2,910,749
Miscellaneous Receivable	8,361	10,290	Due to Non-Ags - Rebates - Long Term	81,984	-
Total Current Assets	49,995,156	46,506,705	Total Long-Term Liabilities	5,742,733	5,745,749
Capital Assets					
Land	2,210,901	2,210,901	Deferred Inflows of Resources		
Buildings & Improvements	10,996,199	10,848,365	Deferred Inflows related to pensions	250,907	250,907
Vehicles	780,510	741,517			
Furniture & Equipment	8,464,945	7,945,178	NET POSITION		
Construction/Development in Progress	667,336	667,336	Net Investment in Capital Assets	11,974,391	11,182,797
Accumulated Depreciation	(8,310,500)	(8,310,500)	Restricted for HCP Program	29,075,148	28,684,705
Net Capital Assets	14,809,391	14,102,797	Unrestricted	10,054,874	7,044,193
Long Term Assets			Total Net Position	51,104,413	46,911,695
Notes Receivable - Long Term	22,557	51,048			
Total Long Term Assets	22,557	51,048			
Deferred Outflows of Resources					
Deferred Outflow related to pensions	2,212,654	2,212,654			
Total Assets and Deferred Outflows of Resources	\$ 67,039,758	\$ 62,873,204	Total Liabilities, Deferred Inflows of Resources and Net Position	\$ 67,039,758	\$ 62,873,204



Cash & Investments

as of December 31, 2020

Cash	Balance	Rate	Settlement	Maturity	Collateral
Unrestricted					
Money Market - BBVA Compass	952,710	0.000%		N/A	Letter of Credit
Money Market - BBVA Compass (Interest Bearing)	2,528,327	0.090%		N/A	Letter of Credit
Money Market - BBVA Compass (Sinking Fund)	243,016	0.090%		N/A	Letter of Credit
NOW - Southside Bank	3,535,271	0.150%		N/A	Securities
Petty Cash	704	0.000%		N/A	N/A
	<u>\$ 7,260,027</u>				
Restricted - HCP					
Money Market - BBVA Compass - HCP	3,697,534	0.090%		N/A	Letter of Credit
Money Market - NexBank MM - HCP	112,925	0.450%		N/A	Letter of Credit
NOW - Southside Bank - HCP	3,696,596	0.150%		N/A	Securities
Insured Cash Sweep - NexBank ICS - HCP	15,578,155	0.450%		N/A	Letter of Credit
	<u>\$ 23,085,210</u>				
Total - Cash	<u>\$ 30,345,238</u>				
Investments - Certificates of Deposit	Balance	Rate	Settlement	Maturity	Collateral
Unrestricted					
East West Bank	1,044,815	1.700%	01/14/20	01/14/21	Letter of Credit
East West Bank	509,868	1.740%	11/18/19	02/18/21	Letter of Credit
Security State Bank	502,541	2.035%	09/04/19	03/04/21	Letter of Credit
Bank OZK	500,000	1.701%	03/09/20	03/09/21	Letter of Credit
Veritex Community Bank	500,000	0.780%	03/31/20	06/30/21	Letter of Credit
East West Bank	1,026,489	0.410%	07/29/20	07/29/21	Letter of Credit
East West Bank	2,112,747	0.370%	08/06/20	08/05/21	Letter of Credit
Bank OZK	500,000	0.651%	06/01/20	12/01/21	Letter of Credit
Bank OZK	1,000,000	0.460%	07/13/20	01/13/22	Letter of Credit
	<u>\$ 7,696,461</u>				
Restricted - HCP					
East West Bank	1,044,815	1.700%	01/14/20	01/14/21	Letter of Credit
East West Bank	509,868	1.740%	11/18/19	02/18/21	Letter of Credit
Security State Bank	502,541	2.035%	09/04/19	03/04/21	Letter of Credit
Bank OZK	500,000	1.701%	03/09/20	03/09/21	Letter of Credit
Veritex Community Bank	4,500,000	0.780%	03/31/20	06/30/21	Letter of Credit
East West Bank	1,051,224	0.410%	07/29/20	07/29/21	Letter of Credit
East West Bank	2,089,496	0.370%	08/06/20	08/06/21	Letter of Credit
Bank OZK	500,000	0.651%	06/01/20	12/01/21	Letter of Credit
Bank OZK	1,000,000	0.460%	07/13/20	01/13/22	Letter of Credit
	<u>\$ 11,697,945</u>				
Total - Certificates of Deposit	<u>\$ 19,394,405</u>				
Total Cash and Cash Equivalents	<u>\$ 49,739,643</u>				
<i>Unrestricted</i>	<i>\$ 14,956,488</i>				
<i>Restricted</i>	<i>\$ 34,783,155</i>				



Net Position Designations

December 2020

Restricted:

HCP	HCP Cash and Investments	\$	34,783,155
HCP	HCP VISPO Liabilities (subsequent year)		(2,333,415)
HCP	HCP ASR Forbearance (subsequent year)		(3,374,592)
Total Restricted		\$	29,075,148

Unrestricted (Designated):

Abandoned Well Closure Fund	Fund established to help resolve abandoned well compliance matters.		482,339
Conservation/Aquifer Protection Fund	Fund established to provide funding for various mitigation efforts related to avoiding jeopardy to endangered species.		458,808
Operating Reserve	Established to protect against unforeseen budget needs or revenue shortfalls. Excess funds should be appropriated with caution as this figure will fluctuate monthly. EAA Operating Reserve		9,113,727
EAA Revenue Improvement Note	Principal Note Payment - General Revenue Improvement Note		-
EAA Capital	Capital purchases of the EAA - Excluding Principal Note Payment above		-
Total Unrestricted		\$	10,054,874
Total Restricted/Unrestricted Net Position		\$	39,130,022



Capital Project Status Report as of December 31, 2020

<u>Program</u>	<u>Description</u>	<u>Adopted Budget</u>	<u>Expenditures</u>		<u>Balance</u>
			<u>December 2020</u>	<u>YTD 2020</u>	
Aquifer Protection	Computer Software	\$ -	\$ -	\$ -	\$ -
Aquifer Science Research	Computer Hardware	5,000	-	-	5,000
Aquifer Science Research	Computer Software	2,000	-	-	2,000
Aquifer Science Research	Water Quality Monitoring Equipment	48,000	18,000	47,377	623
Authority Operations	Building	150,901	72,401	147,834	3,067
Authority Operations	Furniture & Office Equipment	8,100	-	8,100	-
Authority Operations	Note Principal	85,000	-	85,000	-
Authority Operations	Vehicles	39,000	-	38,992	8
Data Management	Computer Software	64,280	-	-	64,280
Data Management	Computer Hardware	7,500	-	-	7,500
External & Regulatory Affairs - General	Computer Hardware	3,000	-	-	3,000
Field Research Park	Improvements Other than Building	37,147	34,490	34,490	2,657
Information Technology	Computer Hardware	155,382	39,714	118,814	36,568
Information Technology	Computer Software	250,000	12,918	249,999	1
Modeling	Computer Software	10,000	-	5,192	4,808
Modeling	Computer Hardware	68,000	-	9,716	58,284
Modeling	Computer Software - Model	50,000	-	-	50,000
Data Management	Water Quality Monitoring Equipment	35,000	13,151	31,814	3,186
Records	Furniture & Office Equipment	7,000	-	5,200	1,800
HCP - Program Administration	Computer Software	1,500	-	-	1,500
HCP - Program Administration	Computer Hardware	3,000	-	-	3,000
HCP - San Marcos Springs	Water Quality Monitoring Equipment	9,065	-	9,065	-
HCP - Comal Springs	Water Quality Monitoring Equipment	7,000	-	-	7,000
HCP - Modeling & Research	Computer Hardware	4,000	-	-	4,000
HCP - Modeling & Research	Computer Software	6,000	-	-	6,000
Total Capital Expenditures		\$ 1,055,875	\$ 190,674	\$ 791,593	\$ 264,282