



**Financial Report
September 30, 2018
(Unaudited)**



Table of Contents

	<u>Page</u>
Budget Performance Report - EAA Operations	1
Budget Performance Report - Habitat Conservation Plan	2
Budget Performance Charts (Net Income)	3
Budget Performance Charts (Expenses)	4
Internal Transfers	5
Statement of Net Position (Current Year)	6
Statement of Net Position (Comparative)	7
Cash & Investments Report	8
Net Position Designations	9
Capital Project Status Report	10



Budget Performance Report

September 2018

EAA Operations

	Current Month			Year to Date			Amended Budget	YTD %
	Budget	Actual	Variance \$	Budget	Actual	Variance \$	(75.00% Elapsed)	
Revenues								
Aquifer Management Fees	\$1,314,066	\$1,266,444	(\$47,622)	\$11,826,593	\$11,486,397	(\$340,196)	\$15,768,790	73%
Interest	1,125	13,924	12,799	10,125	120,246	110,121	13,500	891%
Miscellaneous	1,250	10,994	9,744	11,250	69,120	57,870	15,000	461%
Subtotal Revenues	\$1,316,441	\$1,291,362	(\$25,079)	\$11,847,968	\$11,675,763	(\$172,205)	\$15,797,290	74%
Expenses								
Wages/Benefits	\$754,262	\$650,117	(\$104,145)	\$7,585,498	\$6,519,723	(\$1,065,775)	\$9,848,285	66%
Professional / Technical Services	368,573	331,265	(37,308)	3,317,151	2,124,438	(1,192,713)	4,422,869 ⁽³⁾	48%
Property Services	93,493	59,128	(34,365)	841,435	509,729	(331,706)	1,121,913 ⁽⁵⁾	45%
Supplies	36,781	35,595	(1,186)	331,034	295,486	(35,548)	441,378 ⁽⁷⁾	67%
Other Services	54,395	42,246	(12,149)	489,562	234,060	(255,502)	652,750 ⁽⁶⁾	36%
Other Expenses	26,743	-	(26,743)	240,684	83,240	(157,444)	320,912	26%
Capital	84,429	56,392	(28,037)	870,045	567,111	(302,934)	1,123,331 ^{(1) (2) (4) (8)}	50%
Subtotal Expenses	\$1,418,676	\$1,174,743	(\$243,933)	\$13,675,409	\$10,333,787	(\$3,341,622)	\$17,931,438	58%
Net Income/(Loss) Before Depreciation	<u>(\$102,235)</u>	<u>\$116,619</u>	<u>\$218,854</u>	<u>(\$1,827,442)</u>	<u>\$1,341,976</u>	<u>\$3,169,418</u>	<u>(\$2,134,148)</u>	

(1) Budget Amendment of \$97,582 approved on 2/13/2018.

(2) Budget Amendment of \$90,600 approved on 3/13/2018.

(3) Budget Amendment of \$49,700 approved on 7/10/2018.

(4) Budget Amendment of \$104,641 approved on 7/10/2018.

(5) Budget Amendment/Transfer of (\$22,500) approved on 8/14/2018.

(6) Budget Amendment/Transfer of (\$15,000) approved on 8/14/2018.

(7) Budget Amendment/Transfer of (\$1,000) approved on 8/14/2018.

(8) Budget Amendment/Transfer of \$38,500 approved on 8/14/2018.



Budget Performance Report

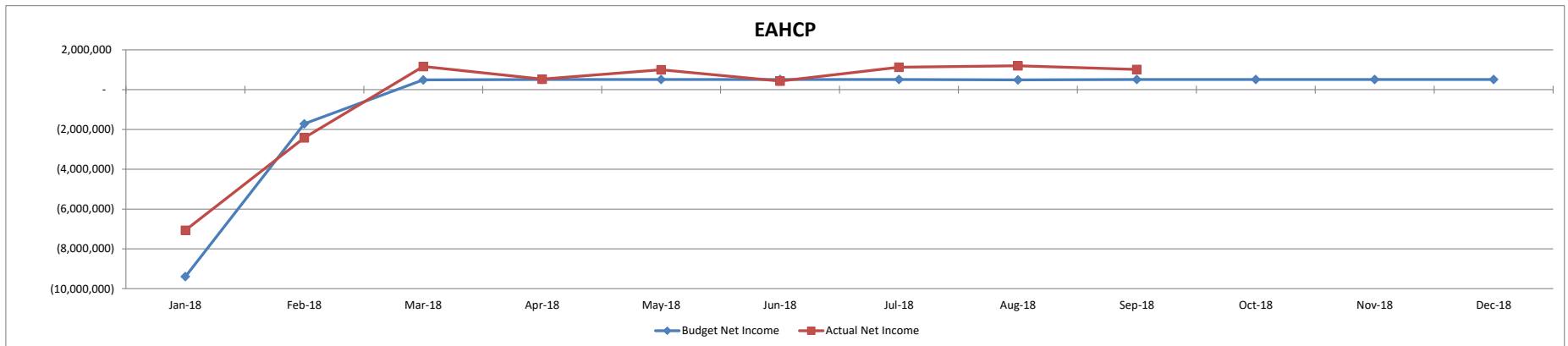
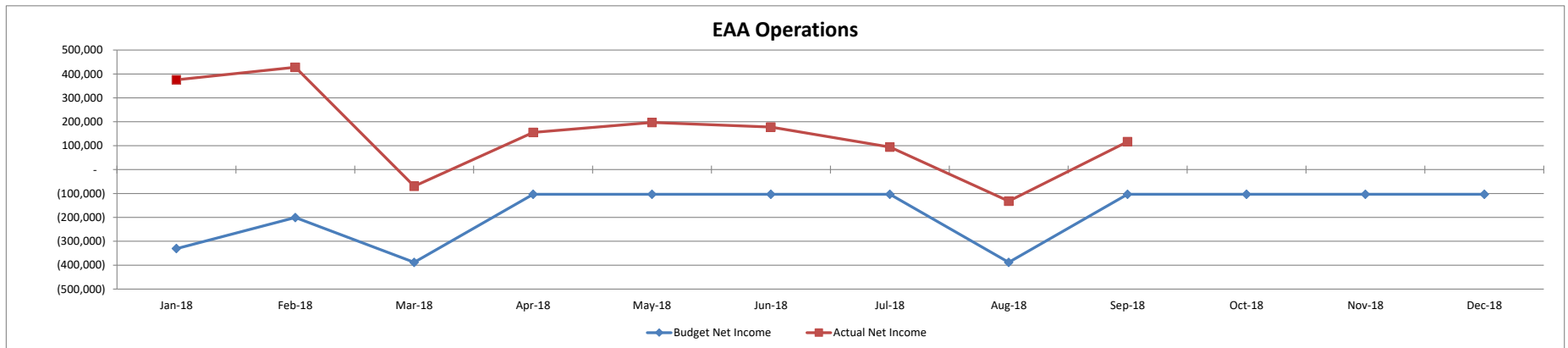
September 2018

Habitat Conservation Plan Program

	Current Month			Year to Date			Amended Budget	YTD %
	Budget	Actual	Variance \$	Budget	Actual	Variance \$	(75.00% Elapsed)	
Revenues								
Program Aquifer Management Fees	\$1,301,983	\$1,266,444	(\$35,539)	\$11,717,847	\$11,475,657	(\$242,190)	\$15,623,790	73%
Interest	13,033	47,848	34,815	117,297	422,423	305,126	156,400	270%
Other Funding Sources	61,333	61,333	-	552,000	552,000	-	736,000	75%
Subtotal Revenues	\$1,376,349	\$1,375,625	(\$724)	\$12,387,144	\$12,450,080	\$62,936	\$16,516,190	75%
Expenses								
Wages/Benefits	\$54,287	\$28,708	(\$25,579)	\$546,890	\$382,441	(\$164,449)	\$709,751	54%
Professional / Technical Services	804,506	329,354	(475,152)	19,351,910	15,041,020	(4,310,890)	21,765,428 ⁽¹⁾	69%
Property Services	85	-	(85)	761	-	(761)	1,015	0%
Supplies	2,241	2,214	(27)	20,175	19,492	(683)	26,900	72%
Other Services	2,572	1,093	(1,479)	23,145	19,897	(3,248)	30,860	64%
Capital	3,125	1,500	(1,625)	28,125	7,955	(20,170)	37,500	21%
Subtotal Expenses	\$866,816	\$362,869	(\$503,947)	\$19,971,006	\$15,470,805	(\$4,500,201)	\$22,571,454	69%
Net Income/(Loss) Before Depreciation	\$509,533	\$1,012,756	\$503,223	(\$7,583,862)	(\$3,020,725)	\$4,563,137	(\$6,055,264)	

(1) Budget Amendment of \$3,519,427 approved on 3/13/2018.

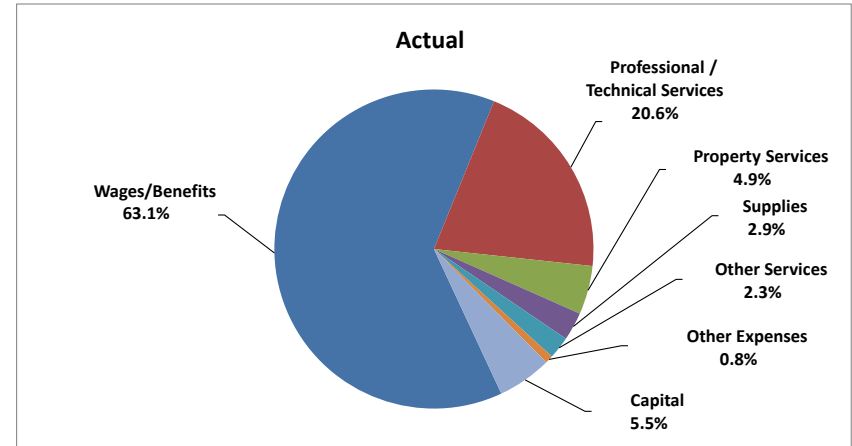
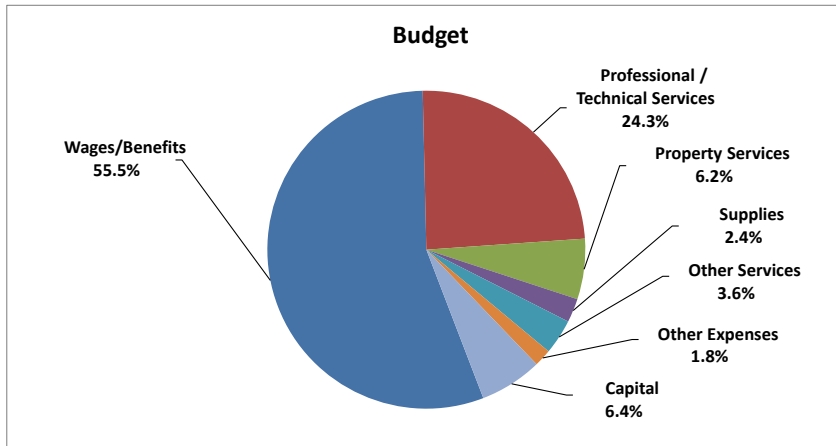
Revenue and Expense Performance FY2018



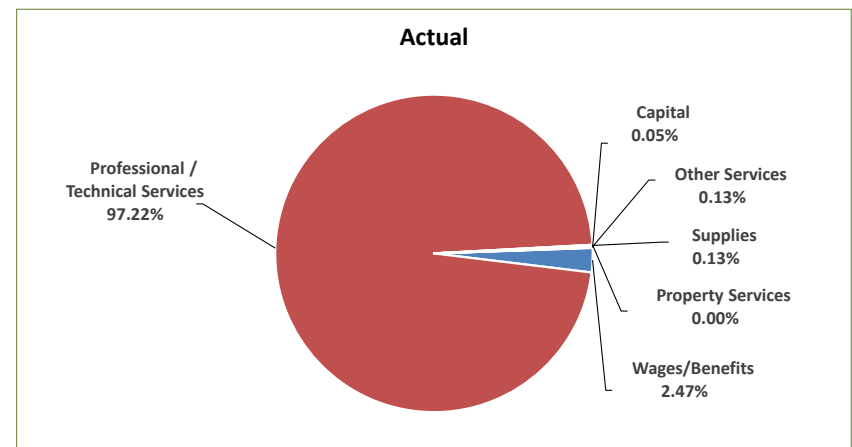
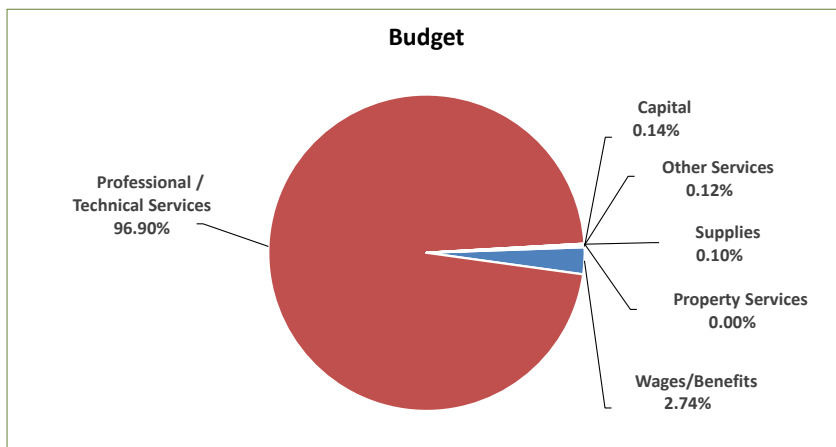
Budget Expense Performance Charts

YTD as of September 30, 2018

EAA Operations



HCP Program





Internal Transfers

September 2018

	<u>Fund</u>	<u>Dept.</u>	<u>Department Name</u>	<u>Account</u>	<u>Account Name</u>	<u>Amount</u>	<u>Purpose</u>
<u>EAA Operations</u>							
From	245	005	Program Administration	55800-00	Travel/Lodging	(1,500)	Transfer of funds for EAHCP staff GIS software license.
To	245	005	Program Administration	17700-01	Computer Software	1,500	Transfer of funds for EAHCP staff GIS software license.
From	100	204	Human Resources	53100-00	Contractual Professional Services	(11,300)	Transfer of funds for staff laptop and desktop replacements.
To	100	204	Human Resources	17800-01	Computer Hardware	11,300	Transfer of funds for staff laptop and desktop replacements.
From	100	201	Accounting	53100-00	Contractual Professional Services	(1,450)	Transfer of funds for staff laptop replacement.
To	100	205	Information Technology	17800-01	Computer Hardware	1,450	Transfer of funds for staff laptop replacement.
From	100	202	Authority Operations	17500-01	Furniture & Office Equipment	(6,300)	Transfer of funds for waste pickup and other facilities maintenance needs.
To	100	202	Authority Operations	54001-00	Waste Disposal	1,300	Transfer of funds for waste pickup and other facilities maintenance needs.
To	100	202	Authority Operations	54103-00	Facilities Maintenance	5,000	Transfer of funds for waste pickup and other facilities maintenance needs.
From	100	403	Public Information	55100-00	Printing	(1,500)	Transfer of funds for website application subscription.
To	100	403	Public Information	56105-00	Subscriptions & Publications	1,500	Transfer of funds for website application subscription.
From	100	403	Public Information	53100-00	Contractual Professional Services	(150)	Transfer of funds for Weekend Language books for Staff.
To	100	403	Public Information	56105-00	Office Supplies	150	Transfer of funds for Weekend Language books for Staff.
From	245	005	Program Administration	55800-00	Travel/Lodging	(1,000)	Transfer of funds for Conference expense for EAHCP Staff.
To	245	005	Program Administration	55400-00	Conferences, Seminars & Training	1,000	Transfer of funds for Conference expense for EAHCP Staff.
From	100	205	Information Technology	56501-00	Memberships	(300)	Transfer of funds for Meeting travel expenses.
To	100	205	Information Technology	55500-00	Meeting Expense	300	Transfer of funds for Meeting travel expenses.
From	225	304	Modeling & Data Management	53111-00	Critical Period Monitoring	(125,000)	Transfer of funds to new department for staff realignment/workflow management approvals.
To	225	507	Critical Period Monitoring	53111-00	Critical Period Monitoring	125,000	Transfer of funds to new department for staff realignment/workflow management approvals.



Statement of Net Position

September 2018

ASSETS

Current Assets

Cash	\$ 5,324,155
Restricted Cash - AMF Rebates	81,985
Investments	4,911,134
AMF Receivable (Net)	3,431,594
Restricted Assets (Habitat Conservation Plan):	
Cash	28,494,803
Investments	5,412,543
Program AMF Receivable	3,449,091
Total Restricted Assets	37,356,437
Notes Receivable	25,465
Property Taxes Receivable (Net)	15,199
Interest Receivable	23,261
Total Current Assets	51,169,230

Capital Assets

Land	2,210,901
Buildings & Improvements	10,807,032
Vehicles	612,821
Furniture & Equipment	7,294,369
Construction/Development in Progress	349,515
Accumulated Depreciation	(6,701,871)
Net Capital Assets	14,572,767

Long Term Assets

Notes Receivable	84,719
Total Long Term Assets	84,719

Deferred Outflows of Resources

Deferred Outflow related to pensions	2,291,011
--------------------------------------	-----------

Total Assets and Deferred Outflows of Resources \$ 68,117,727

LIABILITIES

Current Liabilities

Accounts Payable & Other Liabilities	\$ 960,188
VISPO Liabilities	2,228,299
Payroll Liabilities	387
Deferred Revenue - AMF	3,799,331
Deferred Revenue - HCP	3,983,331
Compensated Absences	909,465
AMF Rebates	81,985
Notes Payable	80,000
Total Current Liabilities	12,042,986

Long-Term Liabilities

Notes Payable	2,925,000
Net Pension Liability	2,544,108
Total Long-Term Liabilities	5,469,108

Deferred Inflows of Resources

Deferred Inflows related to pensions	82,899
--------------------------------------	--------

NET POSITION

Net Invested in Capital Assets	11,567,767
Restricted for HCP Program	31,679,047
Unrestricted	7,275,920
Total Net Position	50,522,734

Total Liabilities, Deferred Inflows of Resources and Net Position \$ 68,117,727



Statement of Net Position

Comparative

September 2018

ASSETS	2018	2017	LIABILITIES	2018	2017
Current Assets			Current Liabilities		
Cash	\$ 5,324,155	\$ 5,160,020	Accounts Payable & Other Liabilities	\$ 960,188	\$ 716,203
Restricted Cash - AMF Rebates	81,985	259,628	VISPO Liabilities	2,228,299	2,208,723
Investments	4,911,134	2,867,500	Payroll Liabilities	387	5,311
AMF Receivable (Net)	3,431,594	4,705,748	Deferred Revenue - AMF	3,799,331	4,107,374
Restricted Assets (Habitat Conservation Plan):			Deferred Revenue - HCP	3,983,331	3,913,977
Cash	28,494,803	31,676,867	Compensated Absences	909,465	837,016
Investments	5,412,543	3,867,500	AMF Rebates	81,985	259,638
Program AMF Receivable	3,449,091	4,307,847	Notes Payable	80,000	75,000
Total Restricted Assets (Habitat Conservation Plan)	37,356,437	39,852,214	Total Current Liabilities	12,042,986	12,123,242
Notes Receivable	25,465	24,225	Long-term Liabilities		
Property Taxes Receivable (Net)	15,199	15,621	Notes Payable	2,925,000	3,010,000
Interest Receivable	23,261	1,038	Net Pension Liability	2,544,108	2,689,342
Miscellaneous Receivable	-	7,175	Total Long-Term Liabilities	5,469,108	5,699,342
Total Current Assets	51,169,230	52,893,169			
Capital Assets			Deferred Inflows of Resources		
Land	2,210,901	2,210,901	Deferred Inflows related to pensions	82,899	49,524
Buildings & Improvements	10,807,032	10,733,861			
Vehicles	612,821	581,211			
Furniture & Equipment	7,294,369	6,844,419			
Construction/Development in Progress	349,515	160,441			
Accumulated Depreciation	(6,701,871)	(6,714,134)	NET POSITION		
Net Capital Assets	14,572,767	13,816,699	Net Investment in Capital Assets	11,567,767	10,731,699
Long Term Assets			Restricted for HCP Program	31,679,047	33,335,644
Notes Receivable - Long Term	84,719	110,184	Unrestricted	7,275,920	7,600,470
Total Long Term Assets	84,719	110,184	Total Net Position	50,522,734	51,667,813
Deferred Outflows of Resources					
Deferred Outflow related to pensions	2,291,011	2,719,869			
Total Assets and Deferred Outflows of Resources	\$ 68,117,727	\$ 69,539,921	Total Liabilities, Deferred Inflows of Resources and Net Position	\$ 68,117,727	\$ 69,539,921



Cash & Investments

as of September 30, 2018

Cash	Balance	Rate	Settlement	Maturity	Collateral
Unrestricted					
Money Market - BBVA Compass	1,996,132	0.00%		N/A	Letter of Credit
Money Market - BBVA Compass (Interest Bearing)	1,020,542	1.81%		N/A	Letter of Credit
Money Market - BBVA Compass (Sinking Fund)	235,629	1.81%		N/A	Letter of Credit
NOW - Southside Bank	2,153,000	2.14%		N/A	Securities
Petty Cash	837	0.00%		N/A	N/A
	<u>\$ 5,406,140</u>				
Restricted - HCP					
Money Market - BBVA Compass - HCP	17,551,671	1.81%		N/A	Letter of Credit
NOW - Southside Bank - HCP	695,859	2.14%		N/A	Securities
Money Market - NexBank MM - HCP	108,756	2.22%		N/A	Letter of Credit
Insured Cash Sweep - NexBank ICS - HCP	10,138,517	2.20%		N/A	Letter of Credit
	<u>\$ 28,494,803</u>				
Total - Cash	<u>\$ 33,900,943</u>				
Investments - Certificates of Deposit	Balance	Rate	Settlement	Maturity	Collateral
Unrestricted					
Southside Bank	510,233	1.35%	03/31/17	10/01/18	Securities
TexStar Bank - Comal	122,500	0.80%	10/28/16	10/29/18	FDIC
East West Bank	1,009,040	2.19%	05/04/18	11/04/18	Letter of Credit
Castroville State Bank - Medina	124,537	0.90%	11/07/16	11/06/18	FDIC
LegacyTexas Bank	509,101	1.35%	05/12/17	11/12/18	Letter of Credit
LegacyTexas Bank	509,792	1.55%	06/26/17	12/26/18	Letter of Credit
Green Bank	500,000	1.54%	08/16/17	02/19/19	Letter of Credit
Hondo National Bank - Medina	122,500	1.50%	03/26/17	03/26/19	FDIC
Green Bank	500,000	1.76%	11/30/17	05/30/19	Letter of Credit
East West Bank	502,420	2.71%	07/27/18	07/29/19	Letter of Credit
East West Bank	501,011	2.71%	09/04/18	09/04/19	Letter of Credit
	<u>\$ 4,911,134</u>				
Restricted - HCP					
Southside Bank	510,233	1.35%	03/31/17	10/01/18	Securities
TexStar Bank - Comal	122,500	0.80%	10/28/16	10/29/18	FDIC
East West Bank	1,009,040	2.19%	05/04/18	11/04/18	Letter of Credit
Castroville State Bank - Medina	124,537	0.90%	11/07/16	11/06/18	FDIC
LegacyTexas Bank	509,101	1.35%	05/12/17	11/12/18	Letter of Credit
LegacyTexas Bank	509,792	1.55%	06/26/17	12/26/18	Letter of Credit
Green Bank	500,000	1.54%	08/16/17	02/19/19	Letter of Credit
Hondo National Bank - Medina	122,500	1.50%	03/26/17	03/26/19	FDIC
Green Bank	500,000	1.76%	11/30/17	05/30/19	Letter of Credit
East West Bank	1,004,839	2.71%	07/27/18	07/29/19	Letter of Credit
East West Bank	500,000	2.71%	09/04/18	09/04/19	Letter of Credit
	<u>\$ 5,412,543</u>				
Total - Certificates of Deposit	<u>\$ 10,323,677</u>				
Total Cash and Cash Equivalents	<u>\$ 44,224,620</u>				
<i>Unrestricted</i>	<i>\$ 10,317,274</i>				
<i>Restricted</i>	<i>\$ 33,907,346</i>				



Net Position Designations

September 2018

Restricted:

HCP	HCP Cash and Investments	33,907,346
HCP	HCP VISPO Liabilities (subsequent year)	(2,228,299)
Total Restricted		<u>\$ 31,679,047</u>

Unrestricted (Designated):

Abandoned Well Closure Fund	Fund established to help resolve abandoned well compliance matters.	465,650
Conservation/Aquifer Protection Fund	Fund established to provide funding for various mitigation efforts related to avoiding jeopardy to endangered species.	347,658
Operating Reserve	Established to protect against unforeseen budget needs or revenue shortfalls. Excess funds should be appropriated with caution as this figure will fluctuate monthly. EAA Operating Reserve	5,876,846
EAA Revenue Improvement Note	Principal Note Payment - General Revenue Improvement Note	-
EAA Capital	Capital purchases of the EAA - Excluding Principal Note Payment above	585,766
Total Unrestricted		<u>\$ 7,275,920</u>
Total Restricted/Unrestricted Net Position		<u><u>\$ 38,954,967</u></u>



Capital Project Status Report as of September 30, 2018

<u>Program</u>	<u>Description</u>	<u>Amended Budget</u>	<u>Expenditures</u>		<u>Balance</u>
			<u>September 2018</u>	<u>YTD 2018</u>	
Authority Operations	Note Principal	\$ 80,000	\$ -	\$ 80,000	\$ -
Authority Operations	Building	5,900	-	5,828	72
Authority Operations	Improvements Other than Building	90,600	-	90,600	-
Authority Operations	Furniture & Equipment	125,882	2,218	101,684	24,198
Authority Operations	Vehicles	74,500	-	2,288	72,212
Human Resources	Furniture & Equipment	2,750	-	2,715	35
Human Resources	Computer Hardware	11,300	-	-	11,300
Information Technology	Computer Software	220,748	-	101,143	119,605
Information Technology	Computer Hardware	185,055	2,429	76,223	108,832
Aquifer Science Research	Computer Hardware	41,310	41,310	41,310	-
Aquifer Science Research	Computer Software	8,000	-	1,436	6,564
Aquifer Science Research	Well Logging Equipment	5,000	-	-	5,000
Aquifer Science Research	Water Quality Monitoring Equipment	37,225	-	18,287	18,938
Modeling & Data Management	Computer Software	12,766	-	2,075	10,691
Modeling & Data Management	Computer Hardware	2,000	-	-	2,000
Modeling & Data Management	Water Quality Monitoring Equipment	22,722	-	-	22,722
Aquifer Protection	Computer Software	9,574	-	3,736	5,838
Groundwater Protection	Water Quality Monitoring Equipment	10,000	-	-	10,000
Remote Gauging	Remote Monitoring Equipment	110,000	-	-	110,000
External & Regulatory Affairs - General	Computer Hardware	3,000	-	-	3,000
Meters	Computer Hardware	15,000	-	2,635	12,365
Meters	Water Meters - Remote Metering	50,000	10,435	37,151	12,849
HCP - Program Administration	Computer Software	1,500	1,500	1,500	-
HCP - San Marcos Springs	Water Quality Monitoring Equipment	8,000	-	-	8,000
HCP - Comal Springs	Water Quality Monitoring Equipment	23,000	-	6,455	16,545
HCP - Modeling & Research	Computer Software	5,000	-	-	5,000
Total Capital Expenditures		\$ 1,160,832	\$ 57,892	\$ 575,066	\$ 585,766